



# Winton Motor Raceway

## Round 2 : March 12 - 14



ASBK.COM.AU f t i y

Date: 14/03/21  
 Event: R10  
 Weather: Sunny - Temp: 19.5C  
 Track: Dry - Temp: 37.6C

### Race 2

Started at: 12:48:01  
 Laps: 6  
 Starters: 18  
 Printed at: 22:26


### PROVISIONAL CLASSIFICATION


Pos	No	Name	Machine	Laps	Race Time	Behind Leader	Behind Prev	Fastest Lap	On Lap	Top Speed
1	26	Cameron SWAIN (QLD) / bLU cRU Yamaha / FIM Oceania / Motul / MA / Pirelli / Ricondi / AGV	Yamaha YZF-R15	6	10:30.919			1:43.727	5	125
2	65	Nate O'NEILL (QLD) / bLU cRU Yamaha / FIM Oceania / Motul / MA / Pirelli / Ricondi / AGV	Yamaha YZF-R15	6	10:37.358	6.439	6.439	1:44.680	5	124
3	42	Riley NAUTA (QLD) / bLU cRU Yamaha / FIM Oceania / Motul / MA / Pirelli / Ricondi / AGV	Yamaha YZF-R15	6	10:43.638	12.719	6.280	1:45.372	6	129
4	14	Harrison WATTS (QLD) / bLU cRU Yamaha / FIM Oceania / Motul / MA / Pirelli / Ricondi / AGV	Yamaha YZF-R15	6	10:49.231	18.312	5.593	1:45.884	6	127
5	41	Hudson THOMPSON (NSW) / bLU cRU Yamaha / FIM Oceania / Motul / MA / Pirelli / Ricondi / AGV	Yamaha YZF-R15	6	10:49.337	18.418	.106	1:46.130	4	125
6	72	Levi RUSSO (NSW) / bLU cRU Yamaha / FIM Oceania / Motul / MA / Pirelli / Ricondi / AGV	Yamaha YZF-R15	6	10:52.454	21.535	3.117	1:47.125	6	127
7	66	Lachlan MOODY (QLD) / bLU cRU Yamaha / FIM Oceania / Motul / MA / Pirelli / Ricondi / AGV	Yamaha YZF-R15	6	10:52.534	21.615	.080	1:46.527	6	129
8	27	Toby JAMES (VIC) / bLU cRU Yamaha / FIM Oceania / Motul / MA / Pirelli / Ricondi / AGV	Yamaha YZF-R15	6	10:52.921	22.002	.387	1:46.493	5	126
9	35	Varis FLEMING (VIC) / bLU cRU Yamaha / FIM Oceania / Motul / MA / Pirelli / Ricondi / AGV	Yamaha YZF-R15	6	10:59.149	28.230	6.228	1:48.188	2	125
10	13	Marcus HAMOD (NSW) / bLU cRU Yamaha / FIM Oceania / Motul / MA / Pirelli / Ricondi / AGV	Yamaha YZF-R15	6	11:05.481	34.562	6.332	1:48.368	4	122
11	68	Ryan LARKIN (VIC) / bLU cRU Yamaha / FIM Oceania / Motul / MA / Pirelli / Ricondi / AGV	Yamaha YZF-R15	6	11:06.668	35.749	1.187	1:46.306	6	128
12	48	Valentino KNEZOVIC (NSW) / bLU cRU Yamaha / FIM Oceania / Motul / MA / Pirelli / Ricondi / AGV	Yamaha YZF-R15	6	11:17.220	46.301	10.552	1:50.373	4	124
13	93	Tate McCLURE (VIC) / bLU cRU Yamaha / FIM Oceania / Motul / MA / Pirelli / Ricondi / AGV	Yamaha YZF-R15	6	11:18.082	47.163	.862	1:50.308	4	122
14	33	Jack FAVELLE (NSW) / bLU cRU Yamaha / FIM Oceania / Motul / MA / Pirelli / Ricondi / AGV	Yamaha YZF-R15	6	11:21.421	50.502	3.339	1:51.111	4	122
15	46	William HUNT (NSW) / bLU cRU Yamaha / FIM Oceania / Motul / MA / Pirelli / Ricondi / AGV	Yamaha YZF-R15	6	11:21.518	50.599	.097	1:51.046	4	126
16	12	Nikolas LAKUSIC (QLD) / bLU cRU Yamaha / FIM Oceania / Motul / MA / Pirelli / Ricondi / AGV	Yamaha YZF-R15	6	11:25.571	54.652	4.053	1:51.931	5	124
17	40	Oliver SKINNER (TAS) / bLU cRU Yamaha / FIM Oceania / Motul / MA / Pirelli / Ricondi / AGV	Yamaha YZF-R15	6	11:45.081	1:14.162	19.510	1:55.665	3	121
18	18	Elijah ANDREW (NSW) / bLU cRU Yamaha / FIM Oceania / Motul / MA / Pirelli / Ricondi / AGV	Yamaha YZF-R15	6	12:06.334	1:35.415	21.253	1:58.781	5	123

Fastest Lap was 1:43.727 by Cameron SWAIN (QLD)

The results are provisional until the end of the time limit for protests and appeals.

  
 Chief Timekeeper - Scott Lang

  
 Race Director - Tom Williams

  
 Clerk of Course - Paul Hinds



www.computime.com.au  
 COMPUTIME RACE TIMING SYSTEMS PTY LTD





# Winton Motor Raceway

## Round 2 : March 12 - 14



ASBK.COM.AU f t i y

Date: 14/03/21  
 Event: R10  
 Weather: Sunny - Temp: 19.5C  
 Track: Dry - Temp: 37.6C

### Race 2

Started at: 12:48:01  
 Laps: 6  
 Starters: 18  
 Printed at: 22:26

### PROVISIONAL LAP TIMES

No	Name	Lap 1	Lap 2	Lap 3	Lap 4	Lap 5	Lap 6
12	Nikolas LAKUSIC (QLD)	2:00.573	1:54.936	1:52.568	1:51.976	<b>1:51.931</b>	1:53.587
13	Marcus HAMOD (NSW)	2:00.046	1:49.983	1:49.523	<b>1:48.368</b>	1:48.510	1:49.051
14	Harrison WATTS (QLD)	1:54.125	1:47.494	1:47.199	1:47.781	1:46.748	<b>1:45.884</b>
18	Elijah ANDREW (NSW)	2:09.383	2:00.270	1:59.253	1:59.813	<b>1:58.781</b>	1:58.834
26	Cameron SWAIN (QLD)	1:50.135	1:44.443	1:44.126	1:44.275	<b>1:43.727</b>	1:44.213
27	Toby JAMES (VIC)	1:55.515	1:47.973	1:47.775	1:47.972	<b>1:46.493</b>	1:47.193
33	Jack FAVELLE (NSW)	2:01.669	1:52.850	1:52.402	<b>1:51.111</b>	1:51.802	1:51.587
35	Varis FLEMING (VIC)	1:53.998	<b>1:48.188</b>	1:48.663	1:48.667	1:49.082	1:50.551
40	Oliver SKINNER (TAS)	2:04.463	1:56.498	<b>1:55.665</b>	1:56.146	1:56.116	1:56.193
41	Hudson THOMPSON (NSW)	1:55.224	1:47.504	1:47.486	<b>1:46.130</b>	1:46.448	1:46.545
42	Riley NAUTA (QLD)	1:54.304	1:46.690	1:45.626	1:45.485	1:46.161	<b>1:45.372</b>
46	William HUNT (NSW)	2:01.964	1:53.072	1:52.007	<b>1:51.046</b>	1:51.694	1:51.735
48	Valentino KNEZOVIC (NSW)	2:01.002	1:51.689	1:51.974	<b>1:50.373</b>	1:51.035	1:51.147
65	Nate O'NEILL (QLD)	1:52.232	1:45.053	1:45.237	1:44.764	<b>1:44.680</b>	1:45.392
66	Lachlan MOODY (QLD)	1:55.894	1:47.420	1:47.674	1:47.202	1:47.817	<b>1:46.527</b>
68	Ryan LARKIN (VIC)	1:54.639	2:03.522	1:47.573	1:47.671	1:46.957	<b>1:46.306</b>
72	Levi RUSSO (NSW)	1:53.983	1:49.125	1:47.556	1:47.169	1:47.496	<b>1:47.125</b>
93	Tate McCLURE (VIC)	2:01.695	1:52.941	1:51.257	<b>1:50.308</b>	1:51.274	1:50.607

The results are provisional until the end of the time limit for protests and appeals.

*Scott Lang*  
 Chief Timekeeper - Scott Lang

*Tom Williams*  
 Race Director - Tom Williams

*Paul Hinds*  
 Clerk of Course - Paul Hinds



[www.computime.com.au](http://www.computime.com.au)  
 COMPUTIME RACE TIMING SYSTEMS PTY LTD





# Winton Motor Raceway

## Round 2 : March 12 - 14



ASBK.COM.AU f t i y

### OCEANIA JUNIOR CUP

#### Race 2

Date: 14/03/21  
 Event: R10  
 Weather: Sunny - Temp: 19.5C  
 Track: Dry - Temp: 37.6C

Started at: 12:48:01  
 Laps: 6  
 Starters: 18  
 Printed at: 22:26

### PROVISIONAL SPLIT TIMES

Lap	Split 1	Split 2	Split 3	Split 4	Lap Time	Spd	Lap	Split 1	Split 2	Split 3	Split 4	Lap Time	Spd
<b>12 Nikolas LAKUSIC (QLD) (16th)</b>							1	22.515	17.908	37.134	37.958	1:55.515	47
1	23.612	19.049	38.398	39.514	2:00.573	65	2	<b>15.249</b>	17.543	37.296	37.885	1:47.973	124
2	16.673	18.994	38.807	40.462	1:54.936	120	3	15.577	17.836	36.498	37.864	1:47.775	126
3	16.213	18.490	<b>38.008</b>	39.857	1:52.568	124	4	15.485	17.529	36.402	38.556	1:47.972	124
4	16.334	<b>18.300</b>	38.136	<b>39.206</b>	1:51.976	122	5	15.344	<b>17.451</b>	<b>36.117</b>	<b>37.581</b>	<b>1:46.493</b>	121
5	<b>16.161</b>	18.441	38.120	39.209	<b>1:51.931</b>	124	6	15.470	17.674	36.135	37.914	1:47.193	124
6	16.585	18.763	38.662	39.577	1:53.587	123							
<b>13 Marcus HAMOD (NSW) (10th)</b>							<b>33 Jack FAVELLE (NSW) (14th)</b>						
1	24.026	18.832	38.333	38.855	2:00.046	68	1	23.874	19.302	38.904	39.589	2:01.669	72
2	16.088	18.325	36.946	38.624	1:49.983	118	2	16.041	18.913	38.385	39.511	1:52.850	119
3	15.674	18.163	36.933	38.753	1:49.523	121	3	15.820	18.747	38.482	39.353	1:52.402	121
4	15.622	<b>18.016</b>	<b>36.560</b>	38.170	<b>1:48.368</b>	121	4	15.853	18.429	38.008	<b>38.821</b>	<b>1:51.111</b>	122
5	15.585	18.077	36.854	<b>37.994</b>	1:48.510	122	5	<b>15.713</b>	18.872	<b>38.001</b>	39.216	1:51.802	122
6	<b>15.413</b>	18.140	36.982	38.516	1:49.051	122	6	16.041	<b>18.419</b>	38.072	39.055	1:51.587	122
<b>14 Harrison WATTS (QLD) (4th)</b>							<b>35 Varis FLEMING (VIC) (9th)</b>						
1	21.918	17.980	36.818	37.409	1:54.125	63	1	21.271	18.001	37.029	37.697	1:53.998	57
2	15.418	17.963	36.643	37.470	1:47.494	127	2	15.754	17.801	37.046	<b>37.587</b>	<b>1:48.188</b>	123
3	15.435	17.692	36.431	37.641	1:47.199	125	3	15.949	<b>17.722</b>	36.902	38.090	1:48.663	123
4	15.501	17.883	36.555	37.842	1:47.781	122	4	15.862	17.918	<b>36.874</b>	38.013	1:48.667	125
5	15.403	17.540	36.221	37.584	1:46.748	126	5	<b>15.633</b>	17.881	37.071	38.497	1:49.082	125
6	<b>15.038</b>	<b>17.499</b>	<b>36.199</b>	<b>37.148</b>	<b>1:45.884</b>	126	6	16.105	18.035	37.578	38.833	1:50.551	123
<b>18 Elijah ANDREW (NSW) (18th)</b>							<b>40 Oliver SKINNER (TAS) (17th)</b>						
1	26.304	21.064	41.370	40.645	2:09.383	76	1	25.534	19.351	<b>39.256</b>	<b>40.322</b>	2:04.463	72
2	18.083	20.780	40.501	40.906	2:00.270	119	2	16.695	19.653	39.745	40.405	1:56.498	117
3	17.760	20.425	40.346	40.722	1:59.253	121	3	16.612	19.209	39.436	40.408	<b>1:55.665</b>	119
4	18.080	20.451	40.486	40.796	1:59.813	121	4	<b>16.396</b>	<b>19.196</b>	40.176	40.378	1:56.146	119
5	17.829	20.262	40.538	<b>40.152</b>	<b>1:58.781</b>	123	5	16.523	19.436	39.741	40.416	1:56.116	121
6	<b>17.087</b>	<b>20.233</b>	<b>39.855</b>	41.659	1:58.834	123	6	16.589	19.464	39.800	40.340	1:56.193	120
<b>26 Cameron SWAIN (QLD) (1st)</b>							<b>41 Hudson THOMPSON (NSW) (5th)</b>						
1	20.654	17.250	35.485	36.746	1:50.135	49	1	23.201	18.113	36.265	37.645	1:55.224	69
2	15.248	17.073	35.572	<b>36.550</b>	1:44.443	123	2	<b>15.351</b>	17.501	37.206	37.446	1:47.504	125
3	15.245	17.011	35.315	36.555	1:44.126	124	3	15.588	17.830	36.335	37.733	1:47.486	125
4	15.178	17.043	35.417	36.637	1:44.275	124	4	15.497	17.524	<b>35.818</b>	<b>37.291</b>	<b>1:46.130</b>	124
5	15.036	<b>16.890</b>	<b>35.207</b>	36.594	<b>1:43.727</b>	124	5	15.455	17.510	36.057	37.426	1:46.448	125
6	<b>14.940</b>	17.011	35.438	36.824	1:44.213	125	6	15.414	<b>17.474</b>	36.035	37.622	1:46.545	124
<b>27 Toby JAMES (VIC) (8th)</b>							<b>42 Riley NAUTA (QLD) (3rd)</b>						
1	22.248	17.879	36.723	37.454	1:54.304	61	1	22.248	17.879	36.723	37.454	1:54.304	61

*Scott Laing*  
 Chief Timekeeper - Scott Laing

*Tom Williams*  
 Race Director - Tom Williams

*Paul Hinds*  
 Clerk of Course - Paul Hinds





# Winton Motor Raceway

## Round 2 : March 12 - 14



ASBK.COM.AU f t i y

### OCEANIA JUNIOR CUP

#### Race 2

Date: 14/03/21  
 Event: R10  
 Weather: Sunny - Temp: 19.5C  
 Track: Dry - Temp: 37.6C

Started at: 12:48:01  
 Laps: 6  
 Starters: 18  
 Printed at: 22:26

#### PROVISIONAL SPLIT TIMES

Lap	Split 1	Split 2	Split 3	Split 4	Lap Time	Spd	Lap	Split 1	Split 2	Split 3	Split 4	Lap Time	Spd
2	15.711	17.763	36.776	<b>36.440</b>	1:46.690	129	2	15.226	<b>17.410</b>	36.976	37.808	1:47.420	125
3	15.314	<b>17.501</b>	35.860	36.951	1:45.626	125	3	15.750	17.931	36.577	37.416	1:47.674	127
4	15.454	17.535	<b>35.837</b>	36.659	1:45.485	125	4	15.335	17.647	36.669	37.551	1:47.202	129
5	15.410	17.676	36.013	37.062	1:46.161	126	5	<b>15.154</b>	18.224	36.468	37.971	1:47.817	124
6	<b>15.097</b>	17.522	36.006	36.747	<b>1:45.372</b>	126	6	15.184	17.627	<b>36.307</b>	<b>37.409</b>	<b>1:46.527</b>	126
<b>46 William HUNT (NSW) (15th)</b>							<b>68 Ryan LARKIN (VIC) (11th)</b>						
1	24.929	19.438	38.184	39.413	2:01.964	71	1	22.402	17.743	37.123	37.371	1:54.639	65
2	16.609	18.563	38.076	39.824	1:53.072	122	2	15.605	33.313	36.930	37.674	2:03.522	128
3	16.000	18.302	38.220	39.485	1:52.007	124	3	15.429	17.701	36.897	37.546	1:47.573	124
4	16.032	18.256	37.981	<b>38.777</b>	<b>1:51.046</b>	126	4	15.595	17.849	36.987	37.240	1:47.671	121
5	<b>15.942</b>	18.620	<b>37.976</b>	39.156	1:51.694	125	5	15.329	17.466	37.007	37.155	1:46.957	125
6	16.623	<b>17.971</b>	37.987	39.154	1:51.735	123	6	<b>15.243</b>	<b>17.394</b>	<b>36.775</b>	<b>36.894</b>	<b>1:46.306</b>	125
<b>48 Valentino KNEZOVIC (NSW) (12th)</b>							<b>72 Levi RUSSO (NSW) (6th)</b>						
1	24.544	19.108	38.476	38.874	2:01.002	75	1	21.651	17.965	36.671	37.696	1:53.983	63
2	16.208	18.572	38.134	38.775	1:51.689	122	2	16.075	18.121	37.007	37.922	1:49.125	121
3	16.457	18.615	38.149	38.753	1:51.974	122	3	15.619	18.066	<b>36.194</b>	37.677	1:47.556	127
4	<b>16.047</b>	<b>18.344</b>	<b>37.736</b>	38.246	<b>1:50.373</b>	122	4	15.487	<b>17.734</b>	36.585	<b>37.363</b>	1:47.169	126
5	16.342	18.440	38.012	38.241	1:51.035	124	5	<b>15.469</b>	18.185	36.393	37.449	1:47.496	126
6	16.153	18.545	38.271	<b>38.178</b>	1:51.147	124	6	15.512	17.758	36.219	37.636	<b>1:47.125</b>	126
<b>65 Nate O'NEILL (QLD) (2nd)</b>							<b>93 Tate McCLURE (VIC) (13th)</b>						
1	21.363	17.870	36.003	36.996	1:52.232	52	1	24.691	18.978	38.487	39.539	2:01.695	73
2	15.226	<b>16.987</b>	36.089	<b>36.751</b>	1:45.053	122	2	16.749	18.682	38.014	39.496	1:52.941	121
3	15.253	17.096	35.912	36.976	1:45.237	124	3	15.826	18.525	<b>37.714</b>	39.192	1:51.257	120
4	15.099	17.135	<b>35.671</b>	36.859	1:44.764	123	4	<b>15.668</b>	<b>17.734</b>	37.995	38.911	<b>1:50.308</b>	122
5	<b>14.974</b>	17.049	35.828	36.829	<b>1:44.680</b>	124	5	15.833	18.247	38.036	39.158	1:51.274	121
6	15.125	17.180	36.018	37.069	1:45.392	124	6	15.746	18.134	37.897	<b>38.830</b>	1:50.607	121
<b>66 Lachlan MOODY (QLD) (7th)</b>													
1	23.060	18.643	36.356	37.835	1:55.894	65							

The results are provisional until the end of the time limit for protests and appeals.

Chief Timekeeper - Scott Laing

Race Director - Tom Williams

Clerk of Course - Paul Hinds



www.computime.com.au  
 COMPUTIME RACE TIMING SYSTEMS PTY LTD





# Winton Motor Raceway

## Round 2 : March 12 - 14



ASBK.COM.AU f t i y

Date: 14/03/21  
 Event: R10  
 Weather: Sunny - Temp: 19.5C  
 Track: Dry - Temp: 37.6C

### Race 2

Started at: 12:48:01  
 Laps: 6  
 Starters: 18  
 Printed at: 22:26

### PROVISIONAL FASTEST LAPS SEQUENCE

Lap	Race Pos	No	Name	Machine	Fastest Lap	On Lap
1	1	26	Cameron SWAIN (QLD)	Yamaha YZF-R15	1:50.135	1
2	1	26	Cameron SWAIN (QLD)	Yamaha YZF-R15	1:44.443	2
3	1	26	Cameron SWAIN (QLD)	Yamaha YZF-R15	1:44.126	3
5	1	26	Cameron SWAIN (QLD)	Yamaha YZF-R15	1:43.727	5

The results are provisional until the end of the time limit for protests and appeals.

*Scott Laing*  
 Chief Timekeeper - Scott Laing

*Tom Williams*  
 Race Director - Tom Williams

*Paul Hinds*  
 Clerk of Course - Paul Hinds



[www.computime.com.au](http://www.computime.com.au)  
 COMPUTIME RACE TIMING SYSTEMS PTY LTD





# Winton Motor Raceway

## Round 2 : March 12 - 14



ASBK.COM.AU f t i y

Date: 14/03/21  
 Event: R10  
 Weather: Sunny - Temp: 19.5C  
 Track: Dry - Temp: 37.6C

### Race 2

Started at: 12:48:01  
 Laps: 6  
 Starters: 18  
 Printed at: 22:26

### PROVISIONAL LAP SHEET

No	Lap Time	Gap	No	Lap Time	Gap	No	Lap Time	Gap	No	Lap Time	Gap
<b>Lap 1</b>			48	1:51.689	18.113	42	1:45.485	9.126	33	1:51.802	43.128
26	1:50.135		33	1:52.850	19.941	41	1:46.130	13.365	12	1:51.931	45.278
65	1:52.232	2.097	93	1:52.941	20.058	14	1:47.781	13.620	40	1:56.116	1:02.18
72	1:53.983	3.848	46	1:53.072	20.458	72	1:47.169	14.854	18	1:58.781	1:20.79
35	1:53.998	3.863	12	1:54.936	20.931	66	1:47.202	15.211	<b>Lap 6</b>		
14	1:54.125	3.990	68	2:03.522	23.583	27	1:47.972	16.256	26	1:44.213	
42	1:54.304	4.169	40	1:56.498	26.383	35	1:48.667	16.537	65	1:45.392	6.439
68	1:54.639	4.504	18	2:00.270	35.075	13	1:48.368	24.941	42	1:45.372	12.719
41	1:55.224	5.089	<b>Lap 3</b>			68	1:47.671	30.426	14	1:45.884	18.312
27	1:55.515	5.380	26	1:44.126		48	1:50.373	32.059	41	1:46.545	18.418
66	1:55.894	5.759	65	1:45.237	3.818	93	1:50.308	33.222	72	1:47.125	21.535
13	2:00.046	9.911	42	1:45.626	7.916	33	1:51.111	35.053	66	1:46.527	21.615
12	2:00.573	10.438	14	1:47.199	10.114	46	1:51.046	35.110	27	1:47.193	22.002
48	2:01.002	10.867	41	1:47.486	11.510	12	1:51.976	37.074	35	1:50.551	28.230
33	2:01.669	11.534	72	1:47.556	11.960	40	1:56.146	49.793	13	1:49.051	34.562
93	2:01.695	11.560	35	1:48.663	12.145	18	1:59.813	1:05.74	68	1:46.306	35.749
46	2:01.964	11.829	66	1:47.674	12.284	<b>Lap 5</b>			48	1:51.147	46.301
40	2:04.463	14.328	27	1:47.775	12.559	26	1:43.727		93	1:50.607	47.163
18	2:09.383	19.248	13	1:49.523	20.848	65	1:44.680	5.260	33	1:51.587	50.502
<b>Lap 2</b>			48	1:51.974	25.961	42	1:46.161	11.560	46	1:51.735	50.599
26	1:44.443		68	1:47.573	27.030	41	1:46.448	16.086	12	1:53.587	54.652
65	1:45.053	2.707	93	1:51.257	27.189	14	1:46.748	16.641	40	1:56.193	1:14.16
42	1:46.690	6.416	33	1:52.402	28.217	72	1:47.496	18.623	18	1:58.834	1:35.41
14	1:47.494	7.041	46	1:52.007	28.339	27	1:46.493	19.022			
35	1:48.188	7.608	12	1:52.568	29.373	66	1:47.817	19.301			
41	1:47.504	8.150	40	1:55.665	37.922	35	1:49.082	21.892			
72	1:49.125	8.530	18	1:59.253	50.202	13	1:48.510	29.724			
66	1:47.420	8.736	<b>Lap 4</b>			68	1:46.957	33.656			
27	1:47.973	8.910	26	1:44.275		48	1:51.035	39.367			
13	1:49.983	15.451	65	1:44.764	4.307	93	1:51.274	40.769			
						46	1:51.694	43.077			

The results are provisional until the end of the time limit for protests and appeals.

*Scott Laing*  
 Chief Timekeeper - Scott Laing

*Tom Williams*  
 Race Director - Tom Williams

*Paul Hinds*  
 Clerk of Course - Paul Hinds



www.computime.com.au  
 COMPUTIME RACE TIMING SYSTEMS PTY LTD





# Winton Motor Raceway

## Round 2 : March 12 - 14



ASBK.COM.AU f t i y

Date: 14/03/21  
 Event: R10  
 Weather: Sunny - Temp: 19.5C  
 Track: Dry - Temp: 37.6C

### Race 2

Started at: 12:48:01  
 Laps: 6  
 Starters: 18  
 Printed at: 22:26

### PROVISIONAL LAP CHART

Name	Grid	1	2	3	4	5	6	Name
H. NELSON	29	20	20	20	20	20	20	C. SWAIN
C. SWAIN	26	65	65	65	65	65	65	N. O'NEILL
N. O'NEILL	65	72	42	42	42	42	42	R. NAUTA
T. JAMES	27	35	14	14	41	41	14	H. WATTS
V. FLEMING	35	14	35	41	14	14	41	H. THOMPSON
R. NAUTA	42	42	41	72	72	72	72	L. RUSSO
L. RUSSO	72	68	72	35	66	27	66	L. MOODY
H. WATTS	14	41	66	66	27	66	27	T. JAMES
R. LARKIN	68	27	27	27	35	35	35	V. FLEMING
L. MOODY	66	66	13	13	13	13	13	M. HAMOD
H. THOMPSON	41	13	48	48	68	68	68	R. LARKIN
M. HAMOD	13	12	33	68	48	48	48	V. KNEZOVIC
N. LAKUSIC	12	48	93	93	93	93	93	T. McCLURE
W. HUNT	46	33	46	33	33	46	33	J. FAVELLE
J. FAVELLE	33	93	12	46	46	33	46	W. HUNT
V. KNEZOVIC	48	46	68	12	12	12	12	N. LAKUSIC
T. McCLURE	93	40	40	40	40	40	40	O. SKINNER
O. SKINNER	40	18	18	18	18	18	18	E. ANDREW
E. ANDREW	18							

The results are provisional until the end of the time limit for protests and appeals.

*Scott Lang*  
 Chief Timekeeper - Scott Lang

*Tom Williams*  
 Race Director - Tom Williams

*Paul Hinds*  
 Clerk of Course - Paul Hinds



www.computime.com.au  
 COMPUTIME RACE TIMING SYSTEMS PTY LTD





# Winton Motor Raceway

## Round 2 : March 12 - 14



ASBK.COM.AU f t i y

Date: 14/03/21  
 Event: R10  
 Weather: Sunny - Temp: 19.5C  
 Track: Dry - Temp: 37.6C

### Race 2

Started at: 12:48:01  
 Laps: 6  
 Starters: 18  
 Printed at: 22:26

### PROVISIONAL BEST PARTIAL TIMES

Pos	Split 1		Split 2		Split 3		Split 4		LAP		Ideal	Fastest
	Name	Time	Name	Time	Name	Time	Name	Time	Name	Time		
1	C. SWAIN	14.940	C. SWAIN	16.890	C. SWAIN	35.207	R. NAUTA	36.440	C. SWAIN	1:43.587	1:43.727	
2	N. O'NEILL	14.974	N. O'NEILL	16.987	N. O'NEILL	35.671	C. SWAIN	36.550	N. O'NEILL	1:44.383	1:44.680	
3	H. WATTS	15.038	R. LARKIN	17.394	H. THOMPSON	35.818	N. O'NEILL	36.751	R. NAUTA	1:44.875	1:45.372	
4	R. NAUTA	15.097	L. MOODY	17.410	R. NAUTA	35.837	R. LARKIN	36.894	H. WATTS	1:45.884	1:45.884	
5	L. MOODY	15.154	T. JAMES	17.451	T. JAMES	36.117	H. WATTS	37.148	H. THOMPSON	1:45.934	1:46.130	
6	R. LARKIN	15.243	H. THOMPSON	17.474	L. RUSSO	36.194	H. THOMPSON	37.291	L. MOODY	1:46.280	1:46.527	
7	T. JAMES	15.249	H. WATTS	17.499	H. WATTS	36.199	L. RUSSO	37.363	R. LARKIN	1:46.306	1:46.306	
8	H. THOMPSON	15.351	R. NAUTA	17.501	L. MOODY	36.307	L. MOODY	37.409	T. JAMES	1:46.398	1:46.493	
9	M. HAMOD	15.413	V. FLEMING	17.722	M. HAMOD	36.560	T. JAMES	37.581	L. RUSSO	1:46.760	1:47.125	
10	L. RUSSO	15.469	T. McCLURE	17.734	R. LARKIN	36.775	V. FLEMING	37.587	V. FLEMING	1:47.816	1:48.188	
11	V. FLEMING	15.633	L. RUSSO	17.734	V. FLEMING	36.874	M. HAMOD	37.994	M. HAMOD	1:47.983	1:48.368	
12	T. McCLURE	15.668	W. HUNT	17.971	T. McCLURE	37.714	V. KNEZOVIC	38.178	T. McCLURE	1:49.946	1:50.308	
13	J. FAVELLE	15.713	M. HAMOD	18.016	V. KNEZOVIC	37.736	W. HUNT	38.777	V. KNEZOVIC	1:50.305	1:50.373	
14	W. HUNT	15.942	N. LAKUSIC	18.300	W. HUNT	37.976	J. FAVELLE	38.821	W. HUNT	1:50.666	1:51.046	
15	V. KNEZOVIC	16.047	V. KNEZOVIC	18.344	J. FAVELLE	38.001	T. McCLURE	38.830	J. FAVELLE	1:50.954	1:51.111	
16	N. LAKUSIC	16.161	J. FAVELLE	18.419	N. LAKUSIC	38.008	N. LAKUSIC	39.206	N. LAKUSIC	1:51.675	1:51.931	
17	O. SKINNER	16.396	O. SKINNER	19.196	O. SKINNER	39.256	E. ANDREW	40.152	O. SKINNER	1:55.170	1:55.665	
18	E. ANDREW	17.087	E. ANDREW	20.233	E. ANDREW	39.855	O. SKINNER	40.322	E. ANDREW	1:57.327	1:58.781	

The results are provisional until the end of the time limit for protests and appeals.

*Scott Laing*  
 Chief Timekeeper - Scott Laing

*Tom Williams*  
 Race Director - Tom Williams

*Paul Hinds*  
 Clerk of Course - Paul Hinds



www.computime.com.au  
 COMPUTIME RACE TIMING SYSTEMS PTY LTD







# Winton Motor Raceway

## Round 2 : March 12 - 14



ASBK.COM.AU f t i y

Date: 14/03/21  
Event: R10  
Weather: Sunny - Temp: 19.5C  
Track: Dry - Temp: 37.6C


### Race 2

Started at: 12:48:01  
Laps: 6  
Starters: 18  
Printed at: 22:26


## PROVISIONAL RACE INFORMATION

Time	Description
12:45:09	WARM UP LAP STARTED / PIT EXIT OPEN FOR 1 MIN
12:46:04	PIT EXIT CLOSED
12:47:11	BIKES ON GRID
12:48:01	Event Start
12:52:13	NO JUMP STARTS
12:53:28	Track temps : Finish - 38.0 / Int 1 - 38.8 / Int 2 - 36.0 / Int 3 - 34.5
12:58:32	Chequered Flag
13:02:30	Event Finish


The results are provisional until the end of the time limit for protests and appeals.



Chief Timekeeper - Scott Lang



Race Director - Tom Williams



Clerk of Course - Paul Hinds



[www.computime.com.au](http://www.computime.com.au)  
COMPUTIME RACE TIMING SYSTEMS PTY LTD

